



lumini Solucoes em Iluminacao LTDA
www.lumini.com.br
Email: laboratorio@lumini.com.br
Tel: +55 11 3437-5555 Fax: +55 11 3437-5555
Address: Rua Ferreira Viana, 716 - Socorro - São Paulo/SP

LumCAT:

Luminaire: downled sm r pro serie 2 e

LampCAT: modulo led 10.5W 30K irc 90

Ballast type: led driver 700mA

Report No:

Voltage(V): 221.0000

Test No:

Current(A): 0.0590

Number of Lamps: 1

Power (W): 12.8000

Lamp flux(lm): 1485.0

PF: 0.9600

Length(mm): 75

Width(mm): 75

Phm Type: C

Height(mm): 0

Photometric Results

Lumens(lm): 1019.72, Efficiency(%): 68.67% , Luminous Efficacy(lm/W): 79.67

Central intensity(cd): 985.110, Maximum intensity(cd): 1018.051

Angle of maximum intensity: C=0.0 γ =16.0

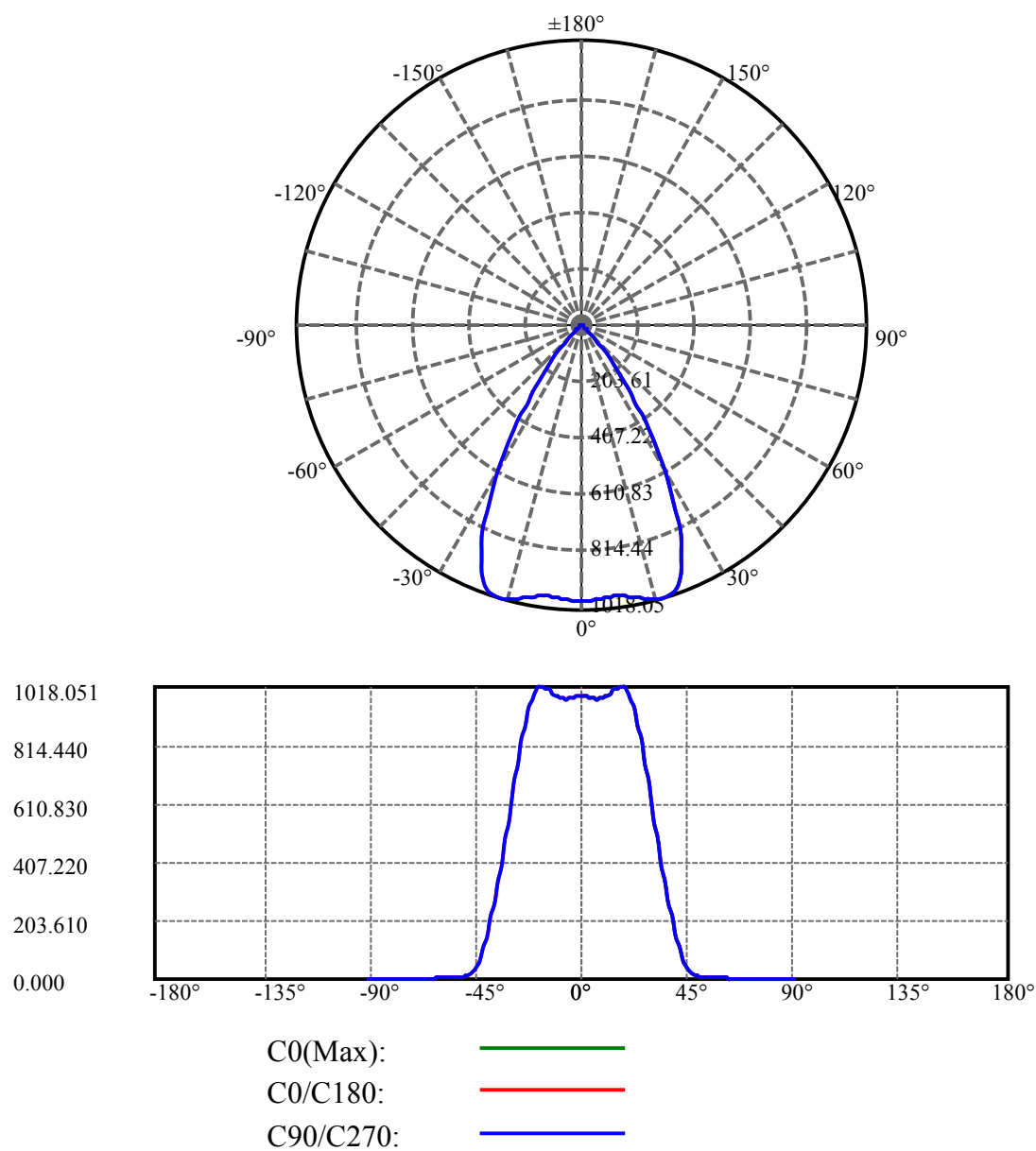
Beam angle of C0 plane : 63.99

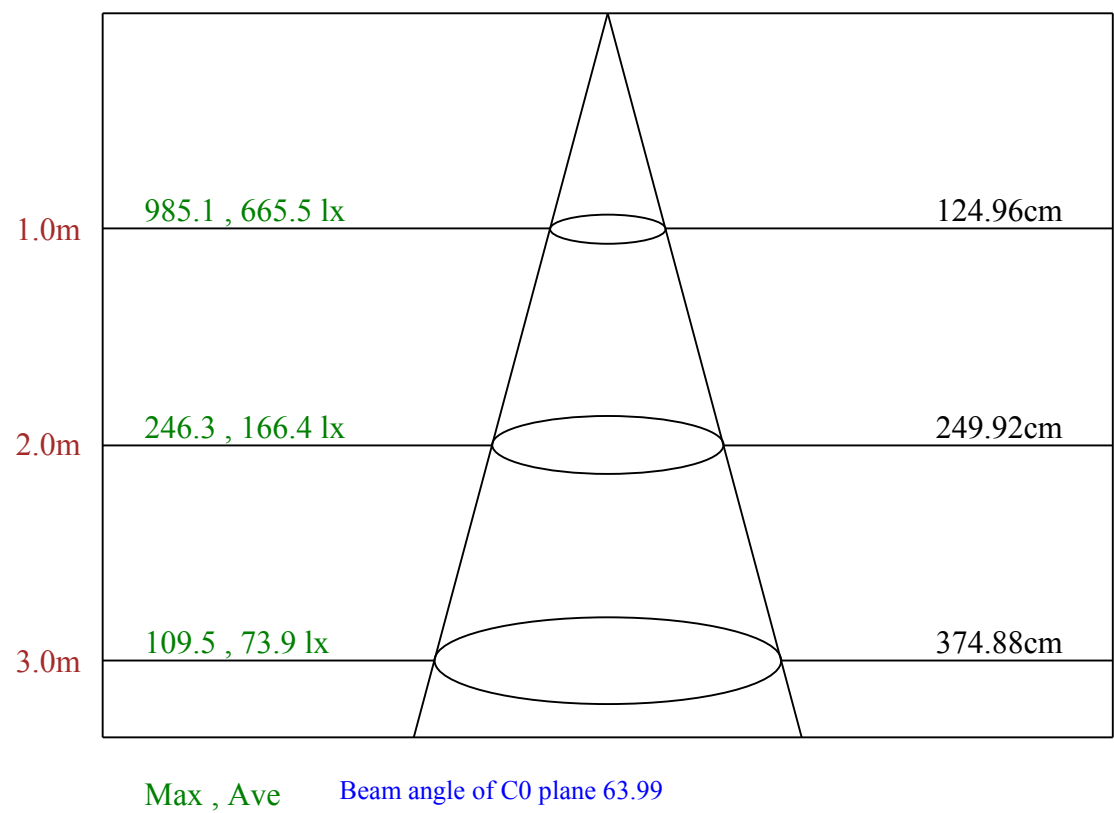
Average BeamAngle(IEC 61341): 63.99

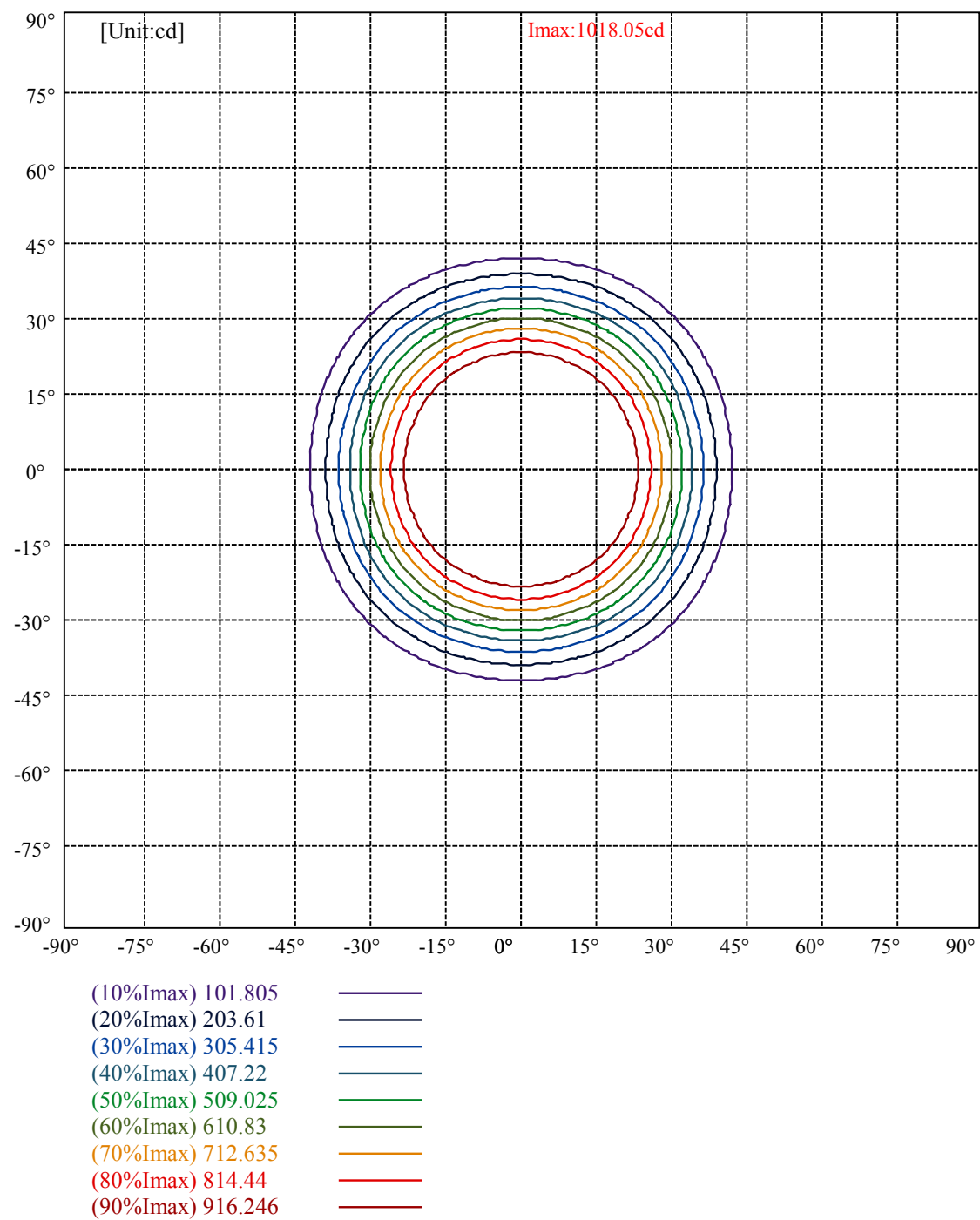
Equipment: equipamento lumini
Temperature(°C): 25.0

Date: 1/18/2024
Humidity(%): 55.0%

Operator: 01
Distance(m): 6.90







Luminance Limiting Curve(no luminous side)

Appendix Page: 5 Total:6

Luminance Table

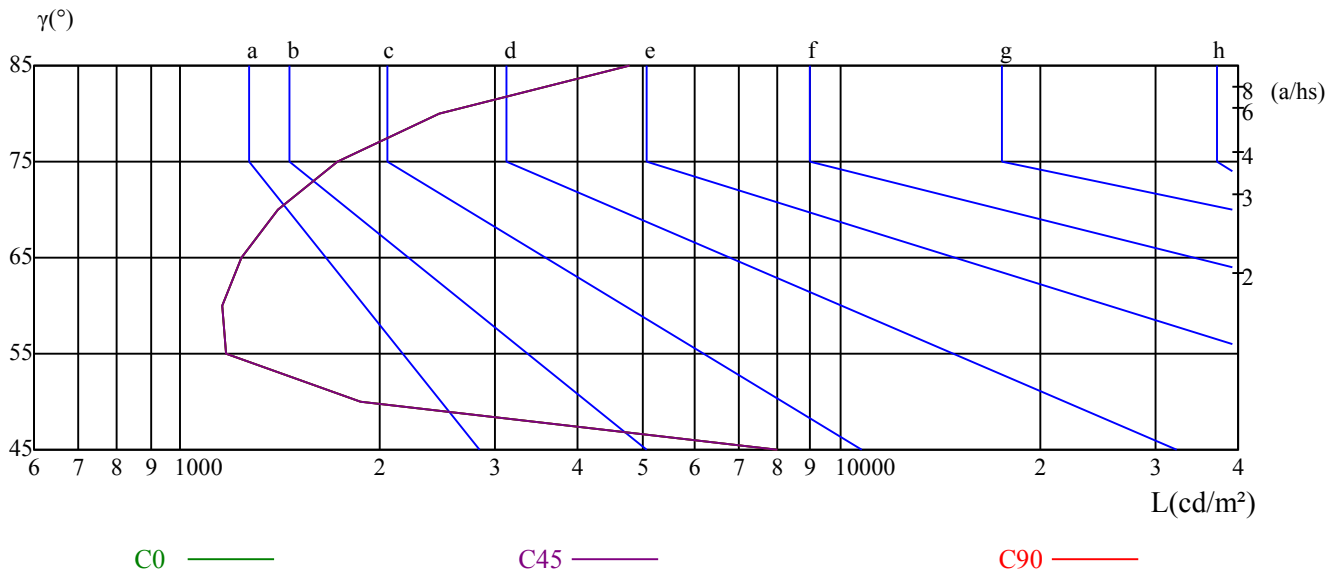
γ	45	50	55	60	65	70	75	80	85
C0	8021	1878	1169	1160	1237	1407	1733	2461	4795
C45	8021	1878	1169	1160	1237	1407	1733	2461	4795
C90	8021	1878	1169	1160	1237	1407	1733	2461	4795

L(Hor)(65)	L(Ver)(65)	L45(65)	L(Hor)(75)	L(Ver)(75)	L45(75)	L(Hor)(85)	L(Ver)(85)	L45(85)
1237	1237	1237	1733	1733	1733	4795	4795	4795

Glare Table

Glare	Quality	Service Values Illuminance(lx)							
1.15	A	2000	1000	500	<=300				
1.5	B		2000	1000	500	<=300			
1.85	C			2000	1000	500	<=300		
2.2	D				2000	1000	500	<=300	
2.55	E					2000	1000	500	<=300
		a	b	c	d	e	f	g	h

Luminance Limiting Curve



Illumination assessment according UGR											
Rf of Ceiling	70	70	50	50	30	70	70	50	50	30	
Rf of Wall	50	30	50	30	30	50	30	50	30	30	
Rf of Floor	20	20	20	20	20	20	20	20	20	20	
Room dimensions		Viewed crosswise					Viewed endwise				
X	Y										
2H	2H	20.19	21.13	20.55	21.44	21.76	19.75	20.69	20.11	21.00	21.32
	3H	19.99	20.82	20.37	21.16	21.51	19.55	20.39	19.94	20.72	21.07
	4H	19.89	20.66	20.29	21.02	21.39	19.45	20.23	19.86	20.58	20.95
	6H	19.82	20.53	20.24	20.90	21.30	19.39	20.09	19.81	20.47	20.87
	8H	19.76	20.44	20.18	20.82	21.23	19.33	20.01	19.76	20.39	20.80
	12H	19.72	20.36	20.15	20.75	21.17	19.30	19.94	19.73	20.33	20.75
4H	2H	19.87	20.64	20.27	21.00	21.37	19.43	20.20	19.83	20.56	20.93
	3H	19.63	20.28	20.06	20.68	21.09	19.20	19.84	19.62	20.24	20.66
	4H	19.57	20.13	20.01	20.56	21.00	19.14	19.70	19.58	20.12	20.57
	6H	19.47	19.96	19.94	20.41	20.86	19.04	19.53	19.52	19.99	20.44
	8H	19.44	19.90	19.93	20.35	20.83	19.02	19.48	19.51	19.94	20.41
	12H	19.44	19.86	19.94	20.32	20.84	19.04	19.46	19.53	19.91	20.43
8H	4H	19.38	19.83	19.86	20.29	20.77	18.95	19.40	19.43	19.86	20.34
	6H	19.28	19.65	19.78	20.13	20.64	18.86	19.23	19.37	19.71	20.22
	8H	19.32	19.63	19.85	20.15	20.65	18.91	19.22	19.44	19.74	20.24
	12H	19.36	19.60	19.91	20.12	20.64	18.97	19.21	19.52	19.73	20.25
12H	4H	19.33	19.75	19.82	20.20	20.72	18.90	19.32	19.39	19.77	20.29
	6H	19.27	19.58	19.81	20.11	20.60	18.86	19.17	19.39	19.69	20.19
	8H	19.29	19.53	19.83	20.04	20.57	18.88	19.12	19.43	19.64	20.16
Variation with the observer position at spacings:											
S = 1.0H		5.4/-13.0					5.4/-13.0				
S = 1.5H		8.1/-11.0					8.1/-11.0				
S = 2.0H		10.0/-9.5					10.0/-9.5				
Standard tables:		BK0					BK0				
Uncorrected UGR		-0.3					-0.3				

依据CIE Publ. 117 计算 UGR, S/H = 0.25